

WHAT PEOPLE THINK OF YOUR PRODUCT*

Siyavula Uploaders

This work is produced by OpenStax-CNX and licensed under the Creative Commons Attribution License 3.0†

1 TECHNOLOGY

2 Grade 4

3 CREATE YOUR OWN BREAKFAST CEREAL

4 Module 8

5 WHAT PEOPLE THINK OF YOUR PRODUCT

WHAT PEOPLE THINK OF YOUR PRODUCT

5.1 Activity 1

5.2 To evaluate your product according to the design assignment [LO 1.10, 1.11]

Our breakfast cereal

- Name of porridge or cereal:
- How does it taste?

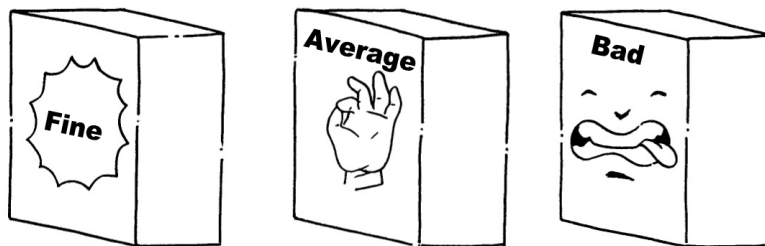


Figure 1

*Version 1.1: Jun 20, 2009 2:43 pm +0000

†<http://creativecommons.org/licenses/by/3.0/>

- How can we improve it?

.....
.....
.....
.....

Our container

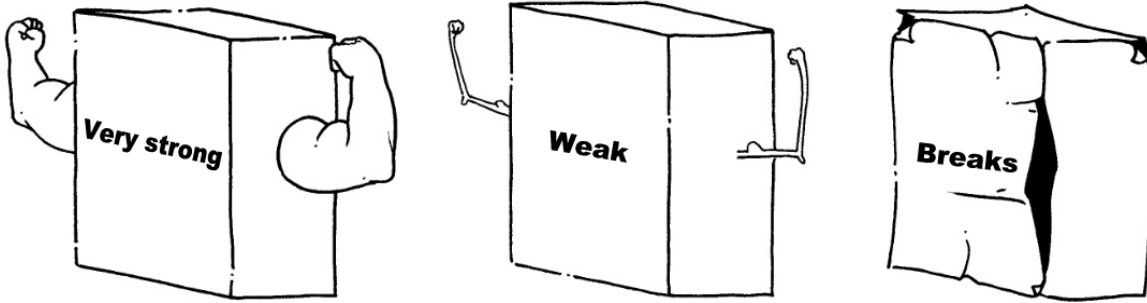


Figure 2

Our design



Figure 3

Did you enjoy making your own porridge?

Why?

.....
.....
.....
.....

.....
.....
.....
.....
.....
.....
.....

5.3 Activity 2

5.4 To market the product [LO 1.12]

GROUP WORK

- **Advertise** it in class. Choose one of the following ways.
- Clearly indicate how the product improves the quality of life of people.

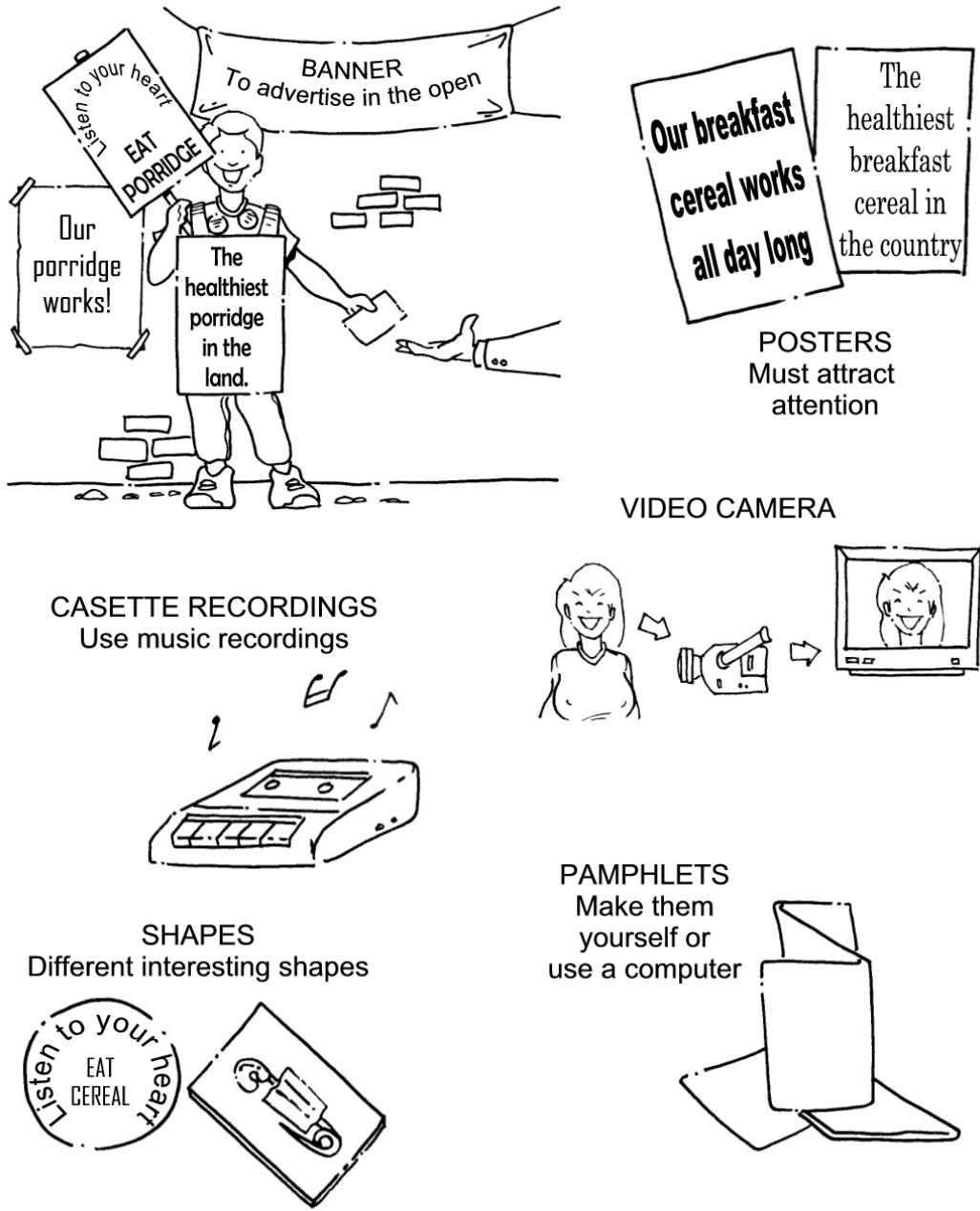


Figure 4

6 Assessment

7 LEARNING OUTCOME 1: Technological Processes and Skills

The learner will be able to apply technological processes and skills ethically and responsibly using appropriate information and communication technologies.

7.1 Assessment Standard

We know this when the learner:

- evaluates, with assistance, the product according to the design brief, and suggests improvements and modifications if necessary;

1.11 produces simple two-dimensional sketches, enhanced with colour where appropriate;

1.12 makes presentations (posters, charts or models) of design ideas and final product, by combining simple two-dimensional text and sketches.